

# DURO-GUARD<sup>®</sup> XPS FAN FOLD – A (HYBRID CRUSH/CUT FOLD)

**Description:**

Duro-Guard<sup>®</sup> XPS Fan Fold – A is manufactured with a rigid extruded polystyrene (XPS) core and wrapped with tough facers which create a durable water resistant board. XPS is highly resistant to heat flow and moisture penetration. The film facers are compatible with all roof membranes offered by Duro-Last, Inc.

- Use as a recover board over:
  - Granulated or smooth cap sheets.
  - Smooth built-up roof systems.
  - Aggregate surfaced built-up roofs (3/8 inch aggregate, max.).
  - Aged coal tar pitch roof systems.
  - Single-ply membranes.
- Inert, non-nutritive, and highly stable.
- Contains no CFCs, HCFCs, formaldehyde or VOC ozone depleting gases.
- Superior moisture resistance.
- Refer to Table 1 for physical properties.

**Uses:**

- Mechanically attached roof systems.

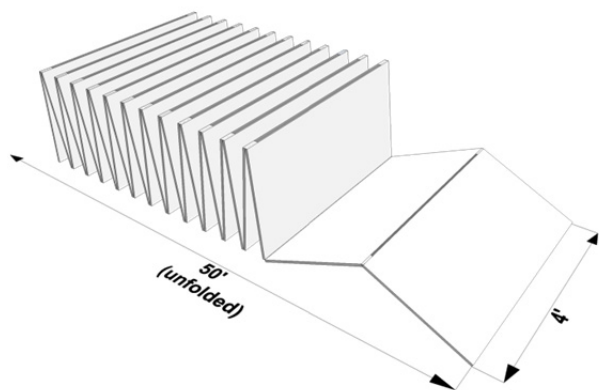
**Underwriters Laboratories Inc.:**

- Refer to Duro-Last's UL Listings (TGFU.R10128) for fire-rated assembly details ([www.ul.com](http://www.ul.com)).



**Figure 1.** Duro-Guard XPS Fan Fold – A

TABLE 1. TYPICAL PHYSICAL PROPERTIES		
Property	Test Method	Result
<b>Thermal Resistance, R-Value</b>	ASTM C 518 @75°F	1.5 °F·ft <sup>2</sup> ·hr/Btu
<b>Compressive Strength</b> (Min. psi @ 10% deflection)	ASTM D 1621	15 psi
<b>Water Vapor Permeance</b>	ASTM E 96 (Dessicant Method)	0.06 perm
<b>Water Absorption</b> (Max. % by Volume)	ASTM C 272	0.6%
<b>Fire Characteristics</b> Flame Spread Smoke Developed	ASTM E 84	10 200



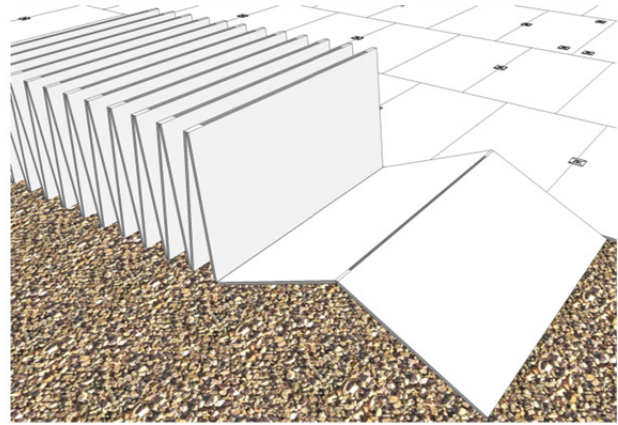
**Figure 2.** Duro-Guard XPS Fan Fold – A Dimensions

**Board Dimensions:**

- 3/8 inch thick.
- 4 ft x 50 ft.
- 200 square-foot coverage.
- Fan-folded every 2 ft creating easy to handle bundles measuring 2 ft x 4 ft x 9 inches thick.

**Installation:**

- Duro-Guard XPS Fan Fold – A may be used directly under the Duro-Last membrane. **Ensure that “bare” XPS is never in direct contact with the Duro-Last membrane. Refer to the appropriate Duro-Last specification for slip sheet and cover board requirements.**
- Panels must be kept dry before, during and after installation. Install only as much fan fold board as can be covered the same day with completed roofing.
- Abut panel edges together and stagger joints of adjacent panels.
- Boards must be neatly fitted to roof deck and around penetrations with no gaps greater than ¼ inch.
- Refer to the appropriate Duro-Last roof system specification and detail drawings for deck preparation and other requirements.
- Precautions must be taken to ensure that new concrete decks have fully cured and do not continue to release moisture.



**Figure 3.** Duro-Guard XPS Fan Fold – A as a recover board

**Fan Fold Attachment:***Mechanical Attachment*

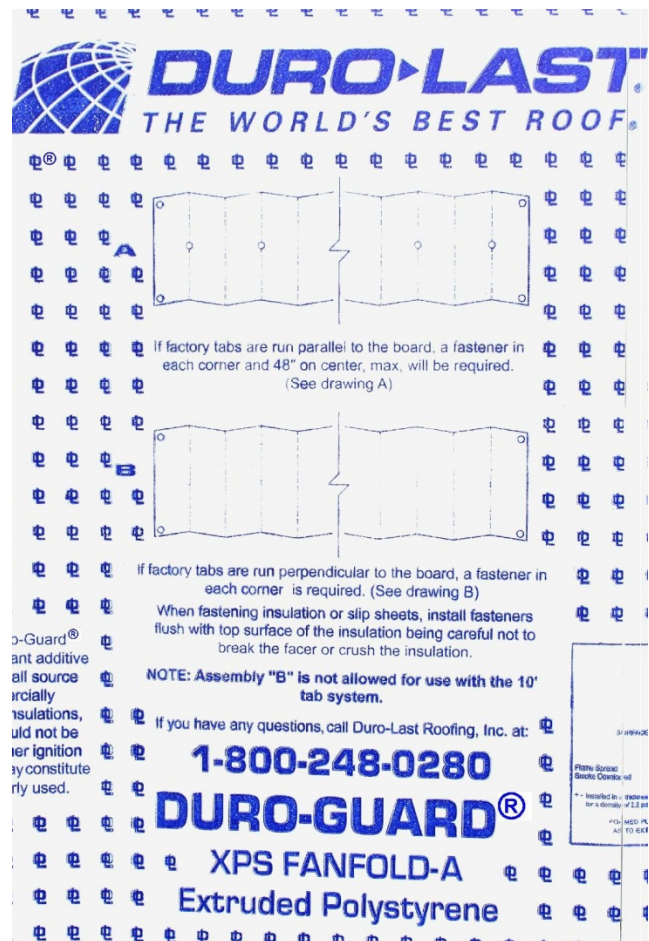
- Refer to Duro-Last Mechanically Attached System Specifications and Detail Drawing #1030 for approved fasteners and fastening patterns.
- Use fasteners and plates supplied by, or approved by, Duro-Last, Inc.

**Storage:**

- Fan fold board must be protected from open flame and kept dry at all times.
- Factory applied packaging is intended only for protection during transit. Slit or remove the packaging to prevent accumulation of condensation.
- Store elevated (at least 3”) and completely covered with a weatherproof covering such as a tarpaulin.
- Do not use panels which are wet or damaged.

**Limitations:**

- Duro-Last, Inc. will not be responsible or liable for any defects or problems related to building or roof design by others, to deficiencies in construction, to dangerous conditions on the job site, or to improper storage, handling or installation by others.



**Figure 4.** Partial view of facer on top surface